



**nickelodeon**  
**ROOMS**  
www.nickelodeonrooms.com

**Lea**  
The Youth Specialist™

a L A B O Y company

www.leafurniture.com

Possession of this catalog does not constitute authority to purchase. The enclosed information is based on the latest product information available at the time of printing. The right to discontinue items without advance notice and to make changes as to color, materials and other specifications at any time is reserved. Not responsible for typographical errors.  
© 2010 Lea Furniture

© 2010 Viacom International, Inc. All Rights Reserved. Nickelodeon, SpongeBob SquarePants and all related titles, logos and characters are trademarks of Viacom International, Inc. All Rights Reserved. SpongeBob SquarePants created by Stephen Hillenburg.

LEA/FCC/WCP/03-10/10K

**nickelodeon**  
**ROOMS**  
by Lea

950 Nick Collection



# nickelodeon ROOMS

## 950 Nick Collection

If your child loves SpongeBob SquarePants, Dora the Explorer or Go, Diego, Go!, they are sure to love the new Nick collection!

The graphic designs include “Classic” SpongeBob SquarePants shown with his best friend Patrick; a new more enhanced “lifelike” Diego and Baby Jaguar; Dora and her best friend and constant companion Boots; and a more contemporary “Simply Bob” featuring the silhouette of SpongeBob SquarePants floating in bubbles. All 4 designs also feature glow-in-the-dark elements making them even more “kid-friendly”.

Kids can keep their rooms more organized with innovative storage features, like underbed drawers, a footboard that doubles as a book and magazine rack, and drawers and shelves that are built into the steps of the loft bed.

Because young kids grow so fast, we’ve created pieces that can grow with them. For example, you can raise or lower the play table and desk top to a “just-right height” that’s perfect for your child.

it's all  
about  
**personalization,**  
**innovation &**  
**creativity**



With unique reversible panels, each item in the Nick collection is like getting 5 pieces in one. Kids can change from all-white furniture to their favorite Nickelodeon character whenever and as much as they want.





**950-411**  
**NIGHTSTAND**  
 Shown with  
 Classic SpongeBob Panel

**950-930**  
**PANEL HEADBOARD**  
 3/3 - TWIN  
 Shown with  
 Classic SpongeBob Panel

**950-931**  
**PANEL FOOTBOARD**  
 WITH SLAT PACK  
 3/3 - TWIN

**950-099**  
**BOLT-ON WOOD RAILS 3/3 - 4/6**  
 TWIN OR FULL SIZE

**950-030**  
**VERTICAL MIRROR**  
 Shown with  
 Classic SpongeBob Panel

**950-271**  
**DRAWER DRESSER**  
 Shown with  
 Classic SpongeBob Panel



**950-030**  
**VERTICAL MIRROR**  
 Shown with  
 Dora the Explorer Panel

**950-271**  
**DRAWER DRESSER**  
 Shown with  
 Dora the Explorer Panel

**950-700**  
**"GROW-WITH-ME"**  
**PLAY TABLE - RTA**

**950-701**  
**BENCH/STOOL - RTA**

**950-151**  
**DRAWER CHEST**  
 Shown with  
 Dora the Explorer Panel

**950-923R**  
**"HIDE AND SLEEP"**  
**PLATFORM BED**  
**3/3 - TWIN**  
 Shown with  
 Dora the Explorer Panel

**950-411**  
**NIGHTSTAND**  
 Shown with  
 Dora the Explorer Panel

**950-923R**  
**"HIDE AND SLEEP"**  
**PLATFORM BED**  
**3/3 - TWIN**  
 Shown with  
 Dora the Explorer Panel



950-032  
**"BIKINI BOTTOM"  
 ACCENT MIRROR**

950-271  
**DRAWER DRESSER**  
 Shown with  
 Simply SpongeBob Panel

950-796  
**"FLIPPIN' OUT CHAISE"**

950-341  
**"GROW-WITH-ME"  
 DESK - RTA**  
 Shown with  
 Simply SpongeBob Panels

950-774  
**DESK CHAIR - RTA**  
 (Orange Color)

950-924R  
**"HIDE AND SLEEP"  
 PLATFORM BED  
 4/6 - FULL**  
 Shown with  
 Simply SpongeBob Panel

950-411  
**NIGHTSTAND**  
 Shown with  
 Simply SpongeBob Panel



**950-411**  
**NIGHTSTAND**  
 Shown with  
 Go, Diego, Go! Panel

**950-938R**  
**"STORYTIME"**  
**CAPTAIN'S BED**  
**3/3 - TWIN**  
 Shown with  
 Go, Diego, Go! Panel

**950-341**  
**"GROW-WITH-ME"**  
**DESK - RTA**  
 Shown with  
 Go, Diego, Go! Panel

**950-774W**  
**DESK CHAIR - RTA**  
 (White Color)

**950-151**  
**DRAWER CHEST**  
 Shown with  
 Go, Diego, Go! Panel



950-797  
"ROLLIN' CHAIR"

950-411  
NIGHTSTAND  
Shown with  
Classic SpongeBob Panel

950-948R  
"STORYTIME"  
CAPTAIN'S BED  
4/6 - FULL  
Shown with  
Classic SpongeBob Panel

950-030  
VERTICAL MIRROR  
Shown with  
Classic SpongeBob Panel

950-271  
DRAWER DRESSER  
Shown with  
Classic SpongeBob Panel



950-966R  
**SPONGEBOB SQUAREPANTS  
 ADVENTURE LOFT BED 3/3 - TWIN**  
 Shown with Bed Tent lowered.



Also available:  
 950-964R  
**DORA THE EXPLORER  
 ADVENTURE LOFT BED 3/3 - TWIN**



Also available:  
 950-965R  
**GO DIEGO, GO!  
 ADVENTURE LOFT BED 3/3 - TWIN**

Right:  
 950-966R  
**SPONGEBOB  
 SQUAREPANTS  
 ADVENTURE  
 LOFT BED  
 3/3 - TWIN**  
 Shown with  
 Bed Tent raised.

950-700  
**"GROW-WITH-ME"  
 PLAY TABLE - RTA**

950-701  
**BENCH/STOOL - RTA**





950-799  
"CHILLIN' OUT LOVESEAT"

950-797  
"ROLLIN' CHAIR"

950-150  
STORAGE BUNCHING  
BOOKCASE  
Two shown.

950-100  
STACKING UNIT WITH  
SLIME! BUCKETS  
Two shown.

950-102  
STACKING UNIT  
WITH DOORS

950-110  
MEDIA CENTER

# nickelodeon ROOMS



**950 Nick Collection**  
White Painted Color Finish



Example of Graphic Panels

The Nickelodeon Rooms Collections use higher quality materials, combined with innovative and creative designs that grow with your child. These features create a step-up design usually associated with more expensive quality furniture.

The Nick Collection is finished in a bright white color finish; adding to the clean contemporary feel of the collection.

The assortment and versatility of bed options makes this a collection suitable for all ages.

Each piece with replaceable panels comes with 2 panels that are reversible. One panel features Dora the Explorer on one side and Go, Deigo, Go! on the other side. The second panel features Classic SpongeBob on one side and Simply SpongeBob on the other side. Please refer to photographs in catalog or product specification pages for clarification on which panel is replaceable.

## Superior Drawer Construction



Drawer parts are hand sanded to create a smooth interior and finished with a stained protective top coat to provide a snag free drawer interior.

Traditional English dovetail construction featuring interlocking dovetail joints on drawer fronts and drawer backs providing more strength and durability than commonly used French dovetail or box joints.

Drawers that extend completely out of the case provide more useful storage space with easier access to the contents of the drawers.

Drawers also feature automatic drawer stops to prevent drawers from falling out of the case.

Drawer bottoms that are reinforced by corner blocks and center rails.



Select drawers include features like removeable/interchangeable Nickelodeon character graphic panels and each panel has glow-in-the-dark features, too!

## Sturdy Case Construction



Drawers feature full extension drawer guides with steel ball bearings that provide easy one-handed smooth operation and greater drawer stability than standard center mounted drawer guides. Drawers also feature automatic drawer stops to prevent drawers from falling out of the case.



Hardwood frames with protective panels between each drawer help keep clothes dust free.



Back panels are recessed and attached by screws providing more strength and structural integrity than stapled-on back panels.

## Quality & Safety Features


Lead free child safe finishes that meet all US Safety requirements.



Sturdy construction and soft, shaped edges on beds and case pieces make this collection even more "kid-friendly".



Slat roll mattress support systems provide mattress support without the need for a boxspring or a bunkie board and come standard with all Nick Collection beds. Each slat fastens with a screw providing additional strength and structural integrity to the beds.



Anti-tip over restraint kits that will secure the case to the wall to prevent cases from tipping over are included with all cases 30" tall or taller.



All beds feature metal connectors for strength and lasting durability and to prevent unintentional rail detachment.



Beds that comply with all ASTM consumer safety standards.

Loft Bed steps and guardrails that attach with metal screws and metal-to-metal fasteners to provide strength and security. Loft Bed steps also feature anti-skid pads on each step.

Each piece with replaceable panels comes with 2 panels that are reversible.  
 One panel features Dora the Explorer on one side and Go, Deigo, Go! on the other side.  
 The second panel features Classic SpongeBob on one side and Simply SpongeBob on the other side.  
 Please refer to ★ on images of products in specification pages for location of replaceable panels.



**950-030**  
**VERTICAL MIRROR**  
 W33 D2 H44 (79 x 5 x 112cm)  
 Beveled Mirror. Mirror supports included.  
 Use with -271 Dresser.  
 Glow-in-the-dark features on panels.  
 pages: 4/5, 6/7, 12/13



**950-032**  
**"BIKINI BOTTOM" ACCENT MIRROR**  
 W35 D2 H38 (89 x 5 x 97cm)  
 Mirror supports included.  
 Use with -271 Dresser.  
 Glow-in-the-dark features.  
 pages: 8/9



**950-151**  
**DRAWER CHEST**  
 W38 D19 H52 (97 x 48 x 132cm)  
 6 drawers.  
 Glow-in-the-dark features on panels.  
 pages: 6/7, 10/11




**950-271**  
**DRAWER DRESSER**  
 W54 D19 H32 (137 x 48 x 81cm)  
 7 drawers.  
 Glow-in-the-dark features on panels.  
 pages: 4/5, 6/7, 8/9, 12/13



Work surface shown at highest level.



Work surface shown at lowest level.



Comes with 2 sets of panels for both sides of desk.

**950-341**  
**"GROW-WITH-ME" DESK - RTA**  
 W42 D20 H34 (107 x 51 x 86cm)  
 Work surface: W38 D18 H7 - 25  
 (97 x 46 x 18 - 64cm)  
 Max knee hole: W39 D19 H25  
 (99 x 48 x 64cm)

Adjustable work surface, 1 drawer.  
 9 cubby holes with dividers in top.  
 Glow-in-the-dark features on panels.  
 pages: 2, 8/9, 10/11



**950-411**  
**NIGHTSTAND**  
 W23 D16 H27 (58 x 41 x 69cm)  
 1 drawer, open compartment.  
 W18 D14 H12 (46 x 36 x 30cm)  
 Glow-in-the-dark features on panels.  
 pages: 4/5, 6/7, 8/9, 10/11, 12/13



Work surface shown at highest level.



Work surface shown at lowest level and with drawers open.

**950-700**  
**"GROW-WITH-ME" PLAY TABLE - RTA**  
 W48 D34 H16 - 22 (122 x 86 x 41 - 56cm)  
 Adjustable height. 2 storage drawers under tabletop. Tabletop features Dora the Explorer, Go, Diego, Go! and SpongeBob Squarepants.  
 pages: 2, 6/7, 14/15



**950-701**  
**BENCH/STOOL - RTA**  
 W14 D12 H12 (36 x 30 x 30cm)  
 Orange microfiber upholstered seats.  
 Includes 2 Stools.  
 Packed 2 per carton - Sold in pairs.  
 pages: 2, 6/7, 14/15



Shown at highest and lowest heights.

**950-774**  
**DESK CHAIR - RTA**  
**(Orange Color)**  
 W17 D20 H33<sup>1</sup>/<sub>4</sub> - 37  
 (43 x 53 x 84 - 94cm)  
 Adjustable height.  
 pages: 2, 8/9



Shown at highest and lowest heights.

**950-774W**  
**DESK CHAIR - RTA**  
**(White Color)**  
 W17 D20 H33<sup>1</sup>/<sub>4</sub> - 37  
 (43 x 53 x 84 - 94cm)  
 Adjustable height.  
 pages: 10/11



Shown with 1 bucket removed.

**950-100**  
**STACKING UNIT WITH SLIME! BUCKETS**  
 W36 D16 H18 (91 x 41 x 46cm)  
 Includes 2 removable SLIME! buckets.  
 Glow-in-the-dark features on panels.  
 Open area when buckets removed:  
 W17 D15 H16 (43 x 38 x 41cm)  
 page: 17



Shown with 1 door open.

**950-102**  
**STACKING UNIT WITH DOORS**  
 W36 D16 H18 (91 x 41 x 46cm)  
 2 lift up doors with dry-erase front panels.  
 Open area when doors raised:  
 W17 D15 H16 (43 x 38 x 41cm)  
 page: 17



Shown with drawer pulled out.

**950-110**  
**MEDIA CENTER**  
 W36 D20 H18 (91 x 51 x 46cm)  
 1 drawer. Unit on casters.  
 Inside drawer dimensions:  
 W30 D16 H12 (76 x 41 x 30cm)  
 page: 17



Shown with doors open.

**950-150**  
**STORAGE BUNCHING BOOKCASE**  
 W25 D16 H72 (64 x 41 x 183cm)  
 2 doors, 3 adjustable shelves, fixed bottom shelf, 2 coat hooks, open compartment on top:  
 W23 D15 H15 (58 x 38 x 38cm)  
 Open area behind doors:  
 W23 D15 H49 (58 x 38 x 124cm)  
 page: 17



Shown with 1 arm up and 1 arm down.

**950-794**  
**FUTON**  
 W49 D35 H32 (124 x 89 x 81cm)  
 Orange microfiber upholstery.  
 Each side folds up and down to create seating or additional sleep area. Arms tilt up 3 positions.  
 With arms down:  
 W75 D35 H32 (191 x 89 x 81cm)  
 page: Not shown



**950-795**  
**"ROCKIN' CHAIR"**  
 W35 D30 H36 (89 x 76 x 91cm)  
 Cotton twill Simply SpongeBob upholstery.  
 page: Not shown



Shown unstacked.



Shown stacked.

**950-796**  
**"FLIPPIN' OUT CHAISE"**  
 W20 D52 H24 (51 x 132 x 61cm)  
 Includes (2) Chaise, (1) Ottoman.  
 Cotton twill Simply SpongeBob upholstery.  
 Space saving stackable design.  
 pages: 8/9



**950-797**  
**"ROLLIN' CHAIR"**  
 W21 D28 H28 (53 x 71 x 71cm)  
 Cotton twill Simply SpongeBob upholstery.  
 Castered.  
 pages: 12/13, 16/17



**950-799**  
**"CHILLIN' OUT LOVESEAT"**  
 W50 D28 H29 (127 x 71 x 74cm)  
 Cotton twill Simply SpongeBob upholstery.  
 page: 16/17



**950-930**  
**PANEL HEADBOARD 3/3 - TWIN**  
 W41 D2 H52  
 (104 x 5 x 132cm)  
 Bored for frame.  
 Use with -931 Footboard and  
 -099 Wood Rails.  
 Glow-in-the-dark features on panels.  
 pages: 3, 4/5



**950-940**  
**PANEL HEADBOARD 4/6 - FULL**  
 W56 D2 H53  
 (142 x 5 x 135 cm)  
 Bored for frame.  
 Use with -941 Footboard and  
 -099 Wood Rails.  
 Glow-in-the-dark features on panels.  
 page: Not shown

**950-099**  
**BOLT-ON WOOD RAILS 3/3 - 4/6**  
**TWIN & FULL**  
 W76 D1 H5  
 (193 x 3 x 13cm)  
 Slats not included, packed with  
 footboard.  
 Use with -930/931 or -940/941 Bed.  
 pages: 3, 4/5



**950-931**  
**PANEL FOOTBOARD**  
**WITH SLAT PACK 3/3 - TWIN**  
 W41 D1 H27  
 (104 x 3 x 69cm)  
 Use with -930 Headboard, required rails:  
 -099 Wood Rails.  
 pages: 3, 4/5




**950-941**  
**PANEL FOOTBOARD**  
**WITH SLAT PACK 4/6 - FULL**  
 W56 D1 H28  
 (142 x 3 x 71cm)  
 Use with -940 Headboard, required rails:  
 -099 Wood Rails.  
 page: Not shown



**950-923R**  
**"HIDE AND SLEEP"**  
**PLATFORM BED 3/3 - TWIN**  
 W46 D81 H52  
 (117 x 206 x 132cm)  
 Consists of:  
**-923 Platform 3/3 - Twin**  
 W46 D79 H15 (117 x 201 x 38cm)  
 Storage drawer at footboard,  
 sliding door storage areas on  
 each side of Platform.  
 Inside dimensions of sliding door areas:  
 W36 D8 H8 (91 x 20 x 20cm)  
**-930 Panel Headboard 3/3 - Twin**  
 W43 D2 H52 (107 x 5 x 132cm)  
 Glow-in-the-dark features on panels.  
 pages: 3, 6/7



**950-924R**  
**"HIDE AND SLEEP"**  
**PLATFORM BED 4/6 - FULL**  
 W61 D81 H53  
 (155 x 206 x 135cm)  
 Consists of:  
**-924 Platform 4/6 - Full**  
 W61 D79 H15 (155 x 201 x 38cm)  
 Storage drawer at footboard,  
 sliding door storage areas on  
 each side of Platform.  
 Inside dimensions of sliding door areas:  
 W36 D8 H8 (91 x 20 x 20cm)  
**-940 Panel Headboard 4/6 - Full**  
 W58 D2 H53 (147 x 5 x 135cm)  
 Glow-in-the-dark features on panels.  
 pages: 8/9



**950-938R**  
**"STORYTIME"**  
**CAPTAIN'S BED 3/3 - TWIN**  
 W41 D80 H52 (104 x 203 x 132cm)  
 Consists of:  
**-938 Bed Ends with Slat Pack 3/3 - Twin**  
 W41 D4 H52 (104 x 10 x 132cm)  
**-939 Super Trundle with Rails**  
 W76 D40 H20 (193 x 102 x 51cm)  
 Storage/Trundle unit on top,  
 3 drawers on bottom.  
 Middle drawer: W36 D19 H7 (91 x 48 x 18cm)  
 Side drawers: W18 D19 H7 (46 x 48 x 18cm)  
 Glow-in-the-dark features on panels.  
 pages: 10/11



Shown with Super Trundle pulled out,  
 bottom storage drawers open.



**950-948R**  
**"STORYTIME"**  
**CAPTAIN'S BED 4/6 - FULL**  
 W56 D80 H54 (142 x 203 x 137cm)  
 Consists of:  
**-948 Bed Ends with Slat Pack 4/6 - Full**  
 W56 D4 H54 (142 x 10 x 137cm)  
**-939 Super Trundle with Rails**  
 W76 D40 H20 (193 x 102 x 51cm)  
 Storage/Trundle unit on top,  
 3 drawers on bottom.  
 Middle drawer: W36 D19 H7 (91 x 48 x 18cm)  
 Side drawers: W18 D19 H7 (46 x 48 x 18cm)  
 Glow-in-the-dark features on panels.  
 pages: Front Cover, 3, 12/13



**950-964R**  
**DORA THE EXPLORER**  
**ADVENTURE LOFT BED 3/3 - TWIN**  
 W98 D53 H76 (249 x 135 x 193cm)  
 Consists of:  
**-964 Bed Ends/Guard Rails**  
**-965 Stow-Away Steps**  
 4 storage drawers built into  
 steps. Non-slip surface on top  
 of each step.  
**-TD1 Dora Bed Tent**  
 Removeable Tent with roll up  
 door, 3 storage pockets.  
 Mesh top for ventilation.  
 Slat pack included.  
 pages: 3, 14



**950-965R**  
**GO, DIEGO, GO!**  
**ADVENTURE LOFT BED 3/3 - TWIN**  
 W98 D53 H76 (249 x 135 x 193cm)  
 Consists of:  
**-964 Bed Ends/Guard Rails**  
**-965 Stow-Away Steps**  
 4 storage drawers built into  
 steps. Non-slip surface on top  
 of each step.  
**-TD2 Diego Bed Tent**  
 Removeable Tent with roll up  
 door, 3 storage pockets.  
 Mesh top for ventilation.  
 Slat pack included.  
 page: 14



**950-966R**  
**SPONGEBOB SQUAREPANTS**  
**ADVENTURE LOFT BED 3/3 - TWIN**  
 W98 D53 H76 (249 x 135 x 193cm)  
 Consists of:  
**-964 Bed Ends/Guard Rails**  
**-965 Stow-Away Steps**  
 4 storage drawers built into  
 steps. Non-slip surface on top  
 of each step.  
**-TS1 SpongeBob Bed Tent**  
 Removeable Tent with roll up  
 door, 3 storage pockets.  
 Mesh top for ventilation.  
 Slat pack included.  
 pages: Front Cover, 14/15



Loft Bed Shown without Tent.

Loft Bed drawer sizes:  
 W17 D19 H7  
 (43 x 48 x 18cm)  
 Open bookshelf areas on  
 side of Loft Bed:  
 Top opening:  
 W12 D16 H11  
 (30 x 41 x 28cm)  
 Middle opening:  
 W23 D16 H11  
 (58 x 41 x 28cm)  
 Bottom opening:  
 W34 D16 H11  
 (86 x 41 x 28cm)