



**nickelodeon**<sup>TM</sup>  
**ROOMS**  
[www.nickelodeonrooms.com](http://www.nickelodeonrooms.com)

**Lea**<sup>®</sup>  
The Youth Specialist<sup>™</sup>  
a L A B O Y company

[www.leafurniture.com](http://www.leafurniture.com)

Possession of this catalog does not constitute authority to purchase. The enclosed information is based on the latest product information available at the time of printing. The right to discontinue items without advance notice and to make changes as to color, materials and other specifications at any time is reserved. Not responsible for typographical errors. © 2010 Lea Furniture

© 2010 Viacom International, Inc. All Rights Reserved. Nickelodeon, SpongeBob SquarePants and all related titles, logos and characters are trademarks of Viacom International, Inc. All Rights Reserved. SpongeBob SquarePants created by Stephen Hillenburg

LEA/FCC/WCP/07-10/10K

# nickelodeon<sup>TM</sup> ROOMS

by Lea

060 SpongeBob Surf Club



# nickelodeon ROOMS

## 060 SpongeBob Surf Club

Tweens and teens find themselves stuck between two worlds, not yet adults but no longer children; so it's easy to see why furniture made for kids or adults is ill-suited. Lea designed the SpongeBob Surf Club collection with tweens and teens in mind, to appeal to their sense of style, independence and free-spirited nature. Distressed, weathered oak, sun-washed half-tone graphics and muted colors combine with weathered bronze hardware and 100% stone-washed canvas to deliver a faded look that fits their laid-back lifestyle.

Beds are the focal point in SpongeBob Surf Club, and the unique functional features were designed for how tweens and teens live, not just sleep. The Platform Storage Bed features locking caster wheels, underbed storage and padded backrests, and the Surf Shack Loft resembles an island beach shack with window cutouts and an optional canvas tent.

Study and Entertainment pieces are important in a growing child's room. The Chest Desk and Stow-Away entertainment unit are innovative media storage and study options. The multi-functional, space-efficient Chest Desk slides out from the side of a two drawer dresser, or can be neatly tucked away to save space. The Stow-Away entertainment unit functions as an entertainment console or a desk, making it a great place to watch TV, play video games, study or even have a snack. The Awesome Accent chests use vintage graphics as key design elements and add a focal point for the bedroom.

Packed with plenty of media storage options, space savings and style; SpongeBob Surf Club from Nickelodeon Rooms fits the way teens and tweens live.

it's all about  
**casual**  
**style &**  
**functionality**



Distressed, Weathered Oak Color Finish with Weathered Bronze Color Pull Hardware





060-140  
OPEN SHELF UNIT

060-900  
CUSHIONED BACKREST  
3/3-4/6 - TWIN/FULL

060-923  
CASTERED PLATFORM BED  
3/3 - TWIN

060-341  
BOOKCASE LAPTOP  
DESK - RTA

060-774  
DESK CHAIR


060-030  
SBX SELF-PORTRAIT  
MIRROR

060-251  
DRAWER DRESSER



060-345  
CHEST DESK

060-774  
DESK CHAIR



Built-in electrical/USB hub.



Shown closed



060-140  
OPEN SHELF UNIT

060-431  
NIGHTSTAND

060-900  
CUSHIONED BACKREST  
3/3-4/6 - TWIN/FULL

060-924  
CASTERED PLATFORM BED  
4/6 - FULL

060-345  
CHEST DESK  
(Shown open)

060-774  
DESK CHAIR

060-151  
DRAWER CHEST



060-798  
GAME CHAIR

060-110  
MOBILE MEDIA CENTER

060-030  
SBX SELF-PORTRAIT MIRROR

060-291  
BUREAU

060-940  
PANEL HEADBOARD  
4/6 - FULL

060-941  
PANEL FOOTBOARD WITH SLAT PACK  
4/6 - FULL

060-099  
WOOD RAILS  
4/6 - FULL

060-431  
NIGHTSTAND



060-796  
CASTERED CHAIR

060-030  
SBX SELF-PORTRAIT  
MIRROR

060-251  
DRAWER DRESSER

060-151S  
SBX ACCENT CHEST

060-431  
NIGHTSTAND

060-930  
PANEL HEADBOARD  
3/3 - TWIN

060-931  
PANEL FOOTBOARD WITH SLAT PACK  
3/3 - TWIN

060-099  
WOOD RAILS  
3/3 - TWIN

060-909  
DUAL FUNCTION UNDERBED  
STORAGE UNIT



060-799  
LOVESEAT

060-030  
SBX SELF-PORTRAIT MIRROR

060-291  
BUREAU

060-151  
DRAWER CHEST

060-964R  
SURF SHACK  
LOFT/BUNK BED  
3/3 - TWIN  
(Shown as Bunk Bed)

060-140  
OPEN UNIT

060-796  
CASTERED CHAIR



060-799  
LOVESEAT

060-151C  
CRATE ACCENT CHEST

060-T964  
TENT

060-964R  
SURF SHACK  
LOFT/BUNK BED  
3/3 - TWIN  
(Shown as Loft Bed)

060-241  
SINGLE DRESSER



060-984R  
SURF SHACK  
LOFT/BUNK BED  
4/6 - FULL  
(Shown as Loft Bed)

Shown with:  
060-T964  
TENT



060-984R  
SURF SHACK  
LOFT/BUNK BED  
4/6 - FULL  
(Shown as Bunk Bed)



060-984R  
SURF SHACK  
LOFT/BUNK BED  
4/6 - FULL  
(Shown as Loft Bed)

060-251  
DRAWER DRESSER

060-796  
CASTERED CHAIR

# nickelodeon ROOMS




## 060 SpongeBob Surf Club Collection

Distressed, Weathered Oak Color Finish with Weathered Bronze Color Pull Hardware

The Nickelodeon Rooms Collections use higher quality materials, combined with innovative and functional designs that grow with your child. These features create a step-up design usually associated with more expensive quality furniture.

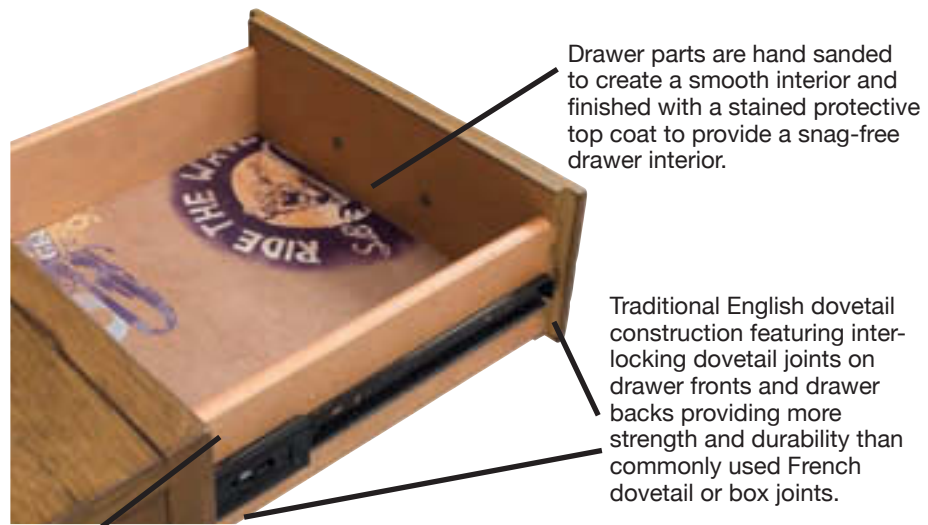
The SpongeBob Surf Club Collection is finished in a distressed, weathered oak color finish with weathered bronze color hardware.

The assortment and versatility of bed options makes this a collection suitable for all ages. Beds are offered in multiple sizes with options for underbed storage units.



Removable drawer inserts add a touch of whimsy to the inside of case pieces.

### Superior Drawer Construction



Drawer parts are hand sanded to create a smooth interior and finished with a stained protective top coat to provide a snag-free drawer interior.

Traditional English dovetail construction featuring interlocking dovetail joints on drawer fronts and drawer backs providing more strength and durability than commonly used French dovetail or box joints.

Drawers that extend completely out of the case provide more useful storage space with easier access to the contents of the drawers.

Drawers also feature automatic drawer stops to prevent drawers from falling out of the case.


Drawer bottoms that are reinforced by corner blocks.



### Sturdy Case Construction



Drawers feature full extension drawer guides with steel ball bearings that provide easy one-handed smooth operation and greater drawer stability than standard center-mounted drawer guides.



Hardwood frames with protective panels between each drawer help keep clothes dust free.



Back panels are recessed and attached by screws, providing more strength and structural integrity than stapled-on back panels.

### Safety and Bed Construction

Lead-free, child-safe finishes that meet all US Safety requirements.




Sturdy construction and shaped edges on beds and case pieces make this collection even more "kid-friendly."



Slat roll mattress support systems providing mattress support without the need for a boxspring or a bunkie board, come standard with all beds. Each slat fastens with a screw, providing additional strength and structural integrity to the beds.



Built-in electrical/USB hub on -341 and -345 Desks.



Anti-tip over restraint kits that secure the case to the wall to prevent cases from tipping over are included with all cases 30" tall or taller.



All beds feature metal connectors for strength and lasting durability and to prevent unintentional rail detachment.



Beds comply with all ASTM consumer safety standards.

Loft Bed ladder and guardrails that attach with metal screws and metal-to-metal fasteners to provide strength and security.



**060-030**  
**SBX SELF-PORTRAIT MIRROR**  
 W41 D1 H32 (104 x 3 x 81cm)  
 RSF memo board: W7 H26 (18 x 66cm)  
 Etched SpongeBob graphic on mirror.  
 Mirror supports included.  
 Use with -251 Dresser or -291 Bureau.  
 pages: 4/5, 8/9, 10/11, 12/13



**060-151**  
**DRAWER CHEST**  
 W36 D18 H50 (91 x 46 x 127cm)  
 5 drawers.  
 pages: 6/7, 12/13



**060-241**  
**SINGLE DRAWER DRESSER**  
 W40 D18 H34 (102 x 46 x 86cm)  
 4 drawers, 1 door with 1 adjustable shelf.  
 Area without shelf:  
 W12 D17 H17 (30 x 43 x 43cm)  
 Wire management openings.  
 pages: 14/15



**060-341**  
**BOOKCASE LAPTOP DESK - RTA**  
 W44 D24 H68 (112 x 61 x 173cm)  
 3 adjustable shelves,  
 Shelf size: W22 D9 (56 x 23cm)  
 Hidden wire management and built-in  
 electrical/USB Hub.  
 pages: 4/5



**060-431**  
**NIGHTSTAND**  
 W22 D16 H29 (56 x 41 x 74cm)  
 3 drawers.  
 pages: 6/7, 8/9, 10/11



**060-799**  
**LOVESEAT**  
 W46 D30 H30 (117 x 76 x 76cm)  
 Seat H12 (30cm)  
 2 zippered pockets on front, 1 zippered  
 pocket on each side.  
 100% cotton twill fabric.  
 pages: 12/13, 14/15



*Shown with lower unit pulled out.*

**060-110**  
**MOBILE MEDIA CENTER**  
 W54 D24 H26 (137 x 61 x 66cm)  
 Lower unit on casters:  
 W54 D24 H18 (137 x 61 x 46cm)  
 Tall unit:  
 W46 D24 H26 (117 x 61 x 66cm)  
 Space between shelves: H21 1/2 (55cm)  
 Wire management openings.  
 pages: 2, 8/9



**060-151C**  
**ACCENT CRATE CHEST**  
 W38 D18 H52 (97 x 46 x 132cm)  
 5 drawers with graphic patches.  
 pages: 2, 14/15



**060-251**  
**DRAWER DRESSER**  
 W54 D18 H32 (137 x 46 x 81cm)  
 5 drawers, 2 doors with 1 adjustable  
 shelf behind each.  
 RSF opening without shelf:  
 W13 D17 H15 1/2 (33 x 43 x 38cm)  
 LSF opening without shelf:  
 W13 D17 H18 (33 x 43 x 46cm)  
 pages: 4/5, 10/11, 16/17



*Shown closed.*



*Shown at highest and lowest heights.*

**060-774**  
**CHAIR**  
 W20 D25 H37-41 (51 x 64 x 94-104cm)  
 Adjustable height.  
 Seat H18-22 (46-56cm)  
 pages: 4/5, 6/7



**060-900**  
**CUSHIONED BACKREST**  
**3/3 & 4/6 - TWIN/FULL**  
 W78 D4 H34 (198 x 10 x 86cm)  
 3 cushioned backrests with graphic  
 patches. 100% cotton twill fabric.  
 Use with -923 or -924 Platform Bed.  
 page: 3, 4/5, 6/7



**060-140**  
**OPEN SHELF UNIT**  
 W40 D22 H29 (102 x 56 x 74cm)  
 1 adjustable shelf.  
 Area without shelf:  
 W25 D22 H21 (64 x 56 x 53cm)  
 Vertical open area:  
 W10 D22 H21 (25 x 56 x 53cm)  
 Finished all around.  
 pages: 4/5, 6/7, 12/13



**060-151S**  
**SBX ACCENT CHEST**  
 W38 D18 H52 (97 x 46 x 132cm)  
 5 drawers with SpongeBob Surf graphic.  
 pages: 2, 3, 10/11



**060-291**  
**BUREAU**  
 W54 D18 H46 (137 x 46 x 117cm)  
 9 drawers.  
 pages: 8/9, 12/13



*Shown with desk panel pulled out.*

**060-345**  
**CHEST DESK**  
 W40 D24 H29 (102 x 61 x 74cm)  
 Pull out desk top, extends to:  
 W71 (180cm)  
 2 slide-through drawers, 1 faux top  
 drawer with storage cubbies and  
 built-in electrical/ USB Hub.  
 Top storage drawer:  
 W38 D18 H4 (97 x 46 x 10cm)  
 pages: 6/7



**060-796**  
**CASTERED CHAIR**  
 W23 D30 H30 (58 x 76 x 76cm)  
 Seat H12 (30cm)  
 Castered, 1 zippered pocket on front,  
 1 zippered pocket on each side.  
 100% cotton twill fabric.  
 pages: 10/11, 12/13, 16/17



**060-798**  
**GAME CHAIR**  
 W20 D41 H28 (51 x 104 x 71cm)  
 Built-in speakers on each side of chair at  
 top. Audio, AV jack, volume and bass  
 controls on side.  
 100% cotton twill fabric.  
 pages: 8/9



**060-909**  
**DUAL FUNCTION UNDERBED**  
**STORAGE UNIT**  
 W75 D40 H10 (191 x 102 x 25cm)  
 Use with -930/931/099 or -940/941/099  
 complete bed.  
 pages: 3, 10/11



**060-923**  
**CASTERED PLATFORM BED**  
**3/3 - TWIN - RTA**  
 W78 D41 H15 (198 x 104 x 38cm)  
 3 drawers, castered.  
 Use with -900 Cushioned Backrest.  
 pages: 4/5



**060-924**  
**CASTERED PLATFORM BED**  
**4/6 - FULL - RTA**  
 W78 D56 H15 (198 x 142 x 38cm)  
 3 drawers, castered.  
 Use with -900 Cushioned Backrest.  
 pages: 3, 6/7



Shown as loft bed.



Shown as loft bed.



**060-930**  
**PANEL HEADBOARD 3/3 - TWIN**  
 W41 D3 H53 (104 x 8 x 135cm)  
 Bored for frame, locked 1 rail height.  
 Use with -931 Footboard.  
 pages: 3, 10/11



**060-940**  
**PANEL HEADBOARD 4/6 - FULL**  
 W56 D3 H53 (142 x 8 x 135cm)  
 Bored for frame, locked 1 rail height.  
 Use with -941 Footboard.  
 pages: 8/9



**060-931**  
**PANEL FOOTBOARD**  
**W/SLAT PACK 3/3 - TWIN**  
 W41 D2 H23 (104 x 5 x 58cm)  
 Use with -930 Headboard.  
 Suggested rails: -099 Rails.  
 Accommodates -909 Underbed Storage Unit.  
 pages: 3, 10/11



**060-941**  
**PANEL FOOTBOARD**  
**W/SLAT PACK 4/6 - FULL**  
 W56 D2 H23 (142 x 5 x 58cm)  
 Use with -940 Headboard.  
 Suggested rails: -099 Rails.  
 Accommodates -909 Underbed Storage Unit.  
 pages: 8/9

**060-099**  
**WOOD RAILS 3/3-4/6 - TWIN/FULL**  
 W76 D1 H5 (193 x 3 x 13cm)  
 Use with -930/931 or -940/941 bed.  
 pages: 3, 8/9, 10/11

**060-R74**  
**METAL FRAME W/ CASTERS**  
 W71 D38 H7 (180 x 97 x 18cm)  
 Use with 3/3 or 4/6 Headboards.

**060-R96**  
**DELUXE HEAVY DUTY FRAME 3/3-4/6**  
**- TWIN/FULL**  
 W70 D61 H9 (178 x 155 x 23cm)  
 Use with 3/3 or 4/6 Headboards.



Shown as bunk bed.



Shown as bunk bed.

**060-964R**  
**LOFT/BUNK BED 3/3 - TWIN**  
 W80 D43 H75 (203 x 109 x 191cm)  
 Consists of:  
**-964 1 Loft Bed End W/Slat Pack 3/3 - Twin**  
*(Must order 2 for complete bed)*  
**-975 Loft Ladder/Side Rails/Guard Rails**  
 W12 D61 H3 (30 x 155 x 8cm)  
 Use with T964 Tent - sold separately.  
 pages: 3, 12/13, 14/15

**060-984R**  
**LOFT/BUNK BED 4/6 - FULL**  
 W80 D58 H75 (203 x 147 x 191cm)  
 Consists of:  
**-984 1 Loft Bed End W/Slat Pack 4/6 - Full**  
*(Must order 2 for complete bed)*  
**-975 Loft Ladder/Side Rails/Guard Rails**  
 W12 D61 H3 (30 x 155 x 8cm)  
 Use with T964 Tent - sold separately.  
 pages: 3, 16/17



**060-T964**  
**TENT**  
 W77 D21 H55  
 Use with -964R or -984R Loft/Bunk Bed.  
 2 parts, main tent and curtain portion for behind ladder.  
 1 zippered pocket on front, roll up tent door, attaches to bed with velcro and bolts.  
 pages: 3, 14/15, 16/17